

# **CORC Consultation Report ALL CORC Data**

**November 2009**  
**produced by CORC central team**

Tel 0207 443 2218 or email [corc@annafreud.org](mailto:corc@annafreud.org)

# Summary of Contents

About this Report?.....slides 3-5

About the Consultation (completed by Consultant)  
.....slides 6-17

About the Consultation (completed by the  
Consultee).....slides 18-25

Outcomes of Consultation (completed by the  
Consultee).....slides 26-35

# Symbols used


## **STRONG DATA: Safe to interpret**

Based on objective criteria  
Numbers are large enough to interpret ( $N > 50$ )  
More than 70% response rate



## **WEAK DATA: Interpret with caution**

Reliability of data is in doubt  
Numbers are too small to safely interpret ( $N < 50$ )  
Less than 70% response rate



These criteria are not based on any hard and fast scientific rule.  
The Research Group continue to look at best ways to present  
and interpret data.

## **VERY WEAK DATA: Interpret with extreme caution**

$N < 10$ , For illustration purposes only



[Click Here to Go Back to Last Page Viewed](#)

# Explaining the hyperlinks

- If you press the CORC logo in the left hand corner the hyperlinks take you to the website (you need to be on line for this to work)
- All other hyperlinks will take you to other slides in this powerpoint presentation (mainly in “supporting information”).
- Once you have gone to a slide via a hyperlink, you can get back to where you were by clicking on this link:

[Click Here to Go Back to Last Page Viewed](#)

NB You must click on the text for the hyperlinks, otherwise the presentation will move forward to the next slide and not the previously viewed one

# **Services covered**

The All CORC data consists of 4 collaborating services, with a total of 310 records of consultations.

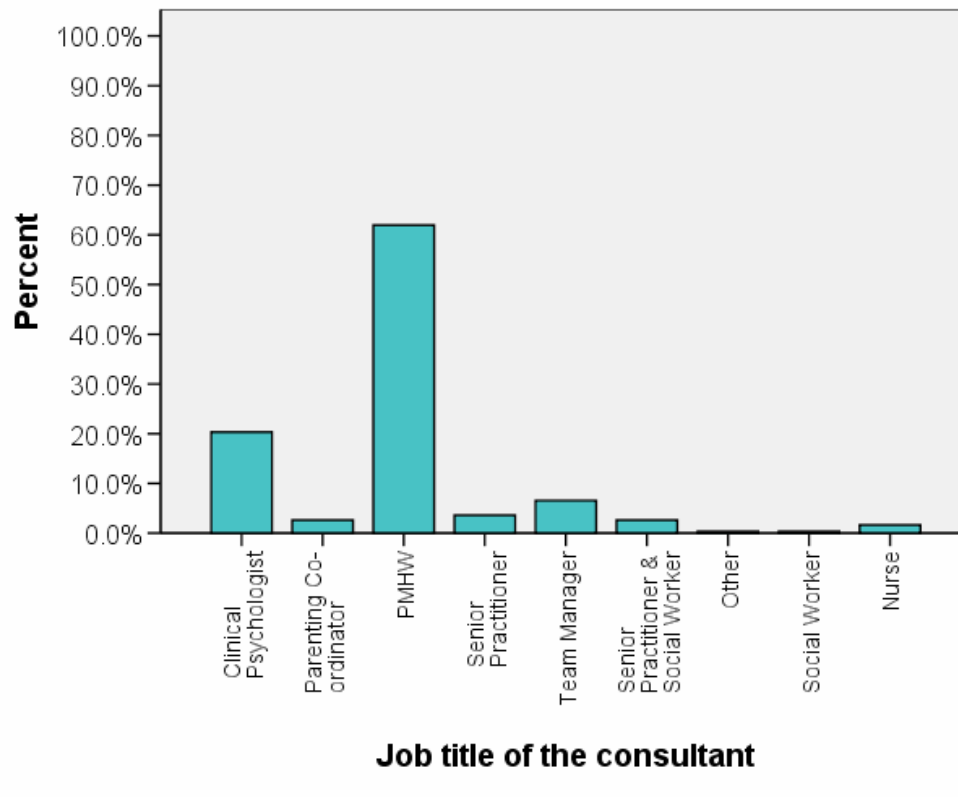
# **About the Consultation – (completed by Consultant)**

# Who offered the Consultation



**WEAK DATA:**  
Interpret with  
caution

All CORC N=305 (excluding missing)



# Information behind “Who offered the Consultation”

## All CORC

ALL CORC		Frequency	Percent	Valid Percent	Cumulative Percent
Valid	Clinical Psychologist	62	20.0	20.3	20.3
	Parenting Co-ordinator	8	2.6	2.6	23.0
	PMHW	189	61.0	62.0	84.9
	Senior Practitioner	11	3.5	3.6	88.5
	Team Manager	20	6.5	6.6	95.1
	Senior Practitioner & Social Worker	8	2.6	2.6	97.7
	Other	1	.3	.3	98.0
	Social Worker	1	.3	.3	98.4
	Nurse	5	1.6	1.6	100.0
	Total	305	98.4	100.0	
Missing	Not specified	5	1.6		
Total		310	100.0		

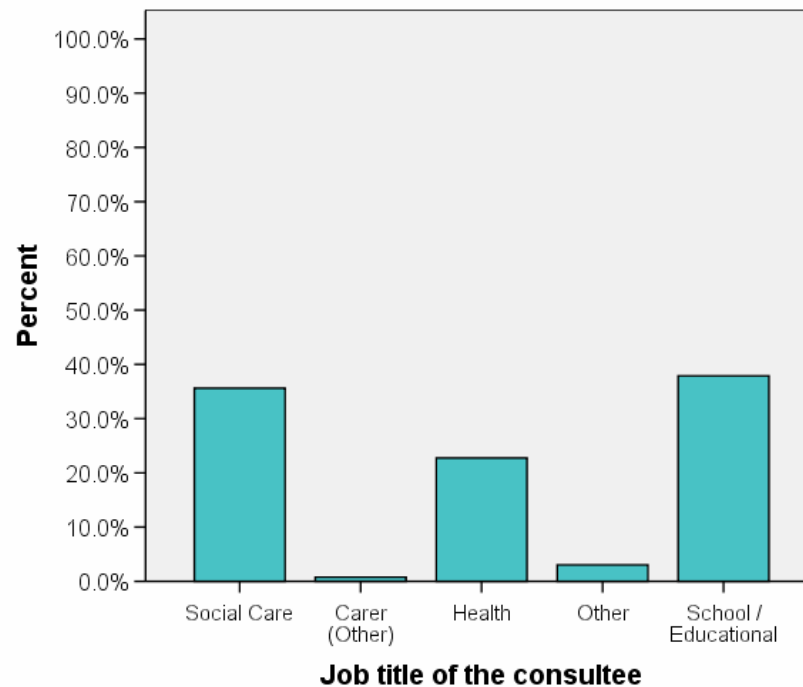
[Click Here to Go Back to Last Page Viewed](#)

# Who the Consultation was to



**WEAK DATA:  
Interpret with  
caution**

All CORC N=264 (excluding missing)



[Click here for table](#)

[Click here to see how the data was categorised](#)

# Information behind “Who the Consultation was to”

## All CORC

**Job title consultee recategorised for all corc comparison**

ALL CORC		Frequency	Percent	Valid Percent	Cumulative Percent
Valid	Social Care	94	30.3	35.6	35.6
	Carer (Other)	2	.6	.8	36.4
	Health	60	19.4	22.7	59.1
	Other	8	2.6	3.0	62.1
	School / Educational	100	32.3	37.9	100.0
	Total	264	85.2	100.0	
Missing	Missing	46	14.8		
Total		310	100.0		

[Click Here to Go Back to Last Page Viewed](#)

# Job titles for Consultees/Consultants

Job titles received from services were re-categorised into more comprehensive groups

Job Title of Consultant re-categorised	Original Job Title
<b>ALL CORC</b>	
Clinical Psychologist	Clinical Psychologist Clinical Psychologist/Senior Social Worker
Parenting Co-ordinator	Parenting Co-ordinator
PMHW	PMHT Worker Primary Mental Health Worker
Senior Practitioner	Psychotherapist / Senior Practitioner Senior Practitioner Senior Practitioner / Social Worker
Team Manager	Team Leader Team Manager Team Manager / Psychotherapist Team Manager / Senior Social Worker
Senior Social Worker	Senior Social Worker Senior Social Worker / Senior Practitioner Senior Social Worker/ LAC nurse manager
Social Worker	Social Worker
Nurse	Clinical Nurse Specialist Nurse / Consultant Psychologist
Other	School

Job Title of Consultee re-categorised	Original Job Title
<b>ALL CORC</b>	
Social Care	Child Protection Officer Drugs Worker Families First Worker Families First/Intervention Family Support Worker Senior Residential Child Care Officer Senior Social Work Assistant Social Worker Youth Support Worker YST Worker YISS/YOS/LAC
Carer (other)	Foster Carer PAYP Keyworker
Health	Community Nurse Dietician GP Health Visitor Nursery Nurse PMHW School Nurse School/Nursery Nurse Senior Practitioner
Other	Matron, Bishop Challoner Practice Worker/Manager PROJECT WORKER Various
School/Educational	Education Welfare/SPEDT Team Headteacher PARENTING CO-ORDINATOR SEN Co-ordinator/Officer SENCO Senior/Learning Mentor/Support Student Services Teacher/Headteacher Behaviour Manager Best/Outreach Worker Behavioural Support Work Personal Advisor/Inclusion Worker Connexions Connexions PA CONNEXIONS WORKER Learning Mentor/Support Children's Centre Worker

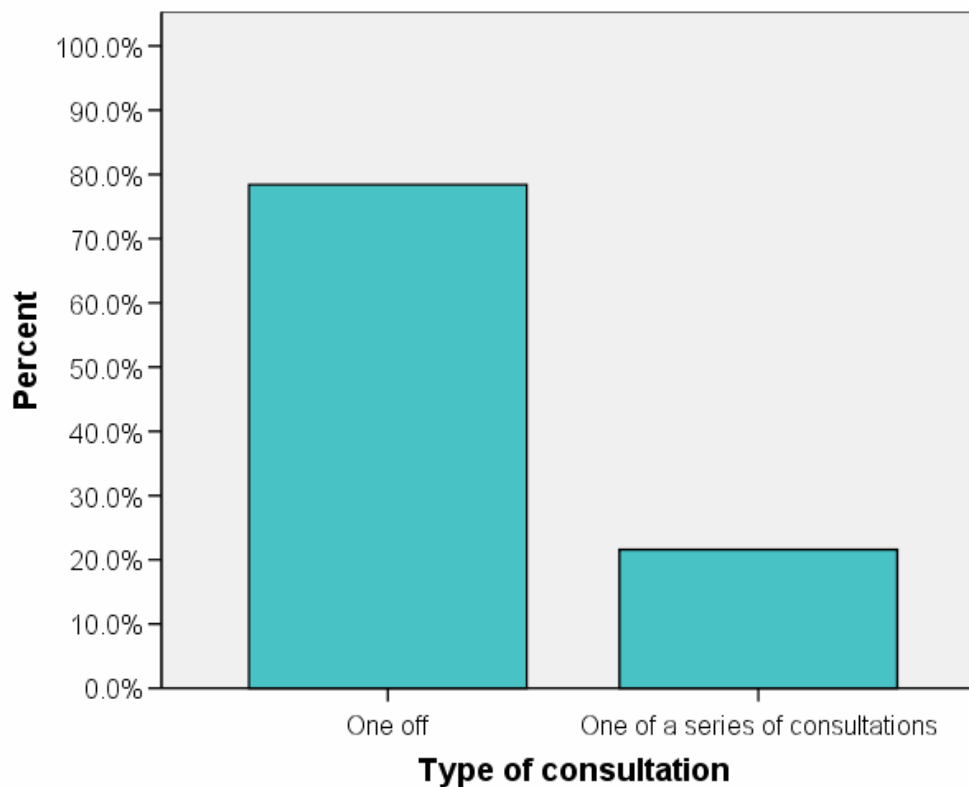
[Click Here to Go Back to Last Page Viewed](#)

# Type of Consultation (one-off/series)

**WEAK DATA:**  
Interpret with  
caution



ALL CORC N=301



[Click here for table](#)

# Information behind “Type of Consultation (one-off/series)”

All CORC

All CORC		Count	Table N %
Type of consultation	One off	236	78.4%
	One of a series of consultations	65	21.6%
	Total	301	100.0%

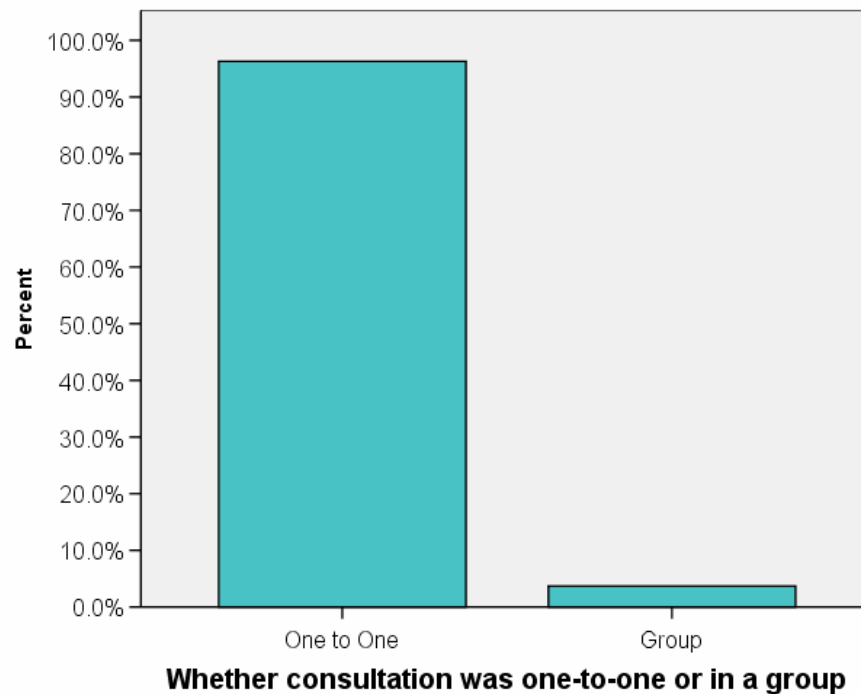
[Click Here to Go Back to Last Page Viewed](#)

# Type of Consultation (individual/group)

**WEAK DATA:**  
Interpret with  
caution



All CORC N=81



[Click here for table](#)

# Information behind “Type of Consultation (individual/group)”

All CORC

ALL CORC		Count	Table N %
Whether consultation was one-to-one or in a group	One to One	78	96.3%
	Group	3	3.7%
	Total	81	100.0%

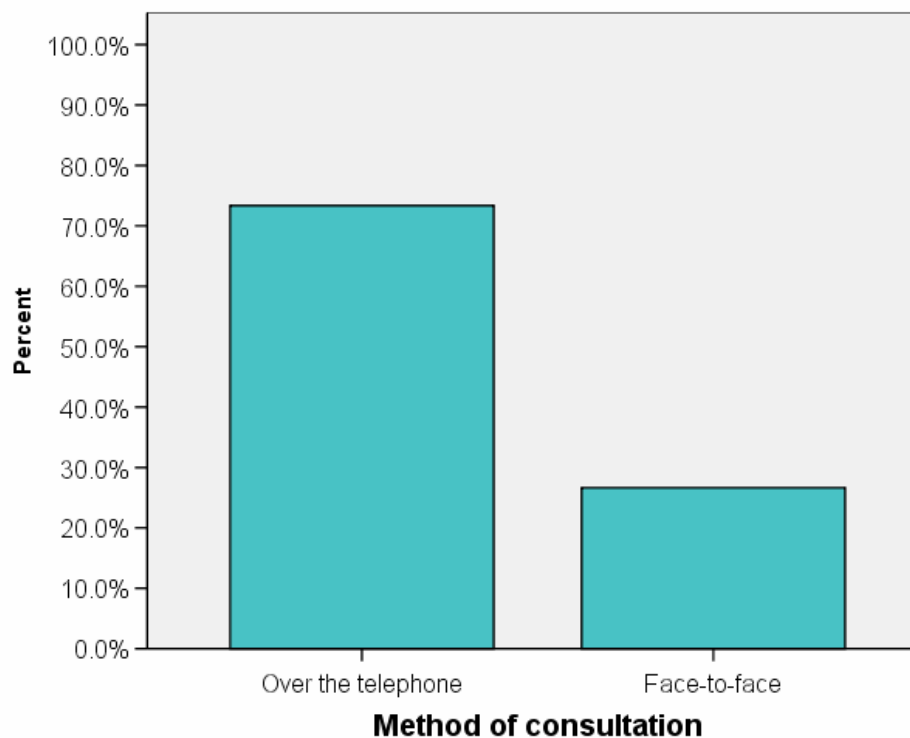
[Click Here to Go Back to Last Page Viewed](#)

# Method of Consultation

**WEAK DATA:**  
Interpret with  
caution



All CORC N=274



[Click here for table](#)

# Information behind “Method of Consultation”

All CORC

ALL CORC		Count	Table N %
Method of consultation	Over the telephone	201	73.4%
	Face-to-face	73	26.6%
	Total	274	100.0%

[Click Here to Go Back to Last Page Viewed](#)

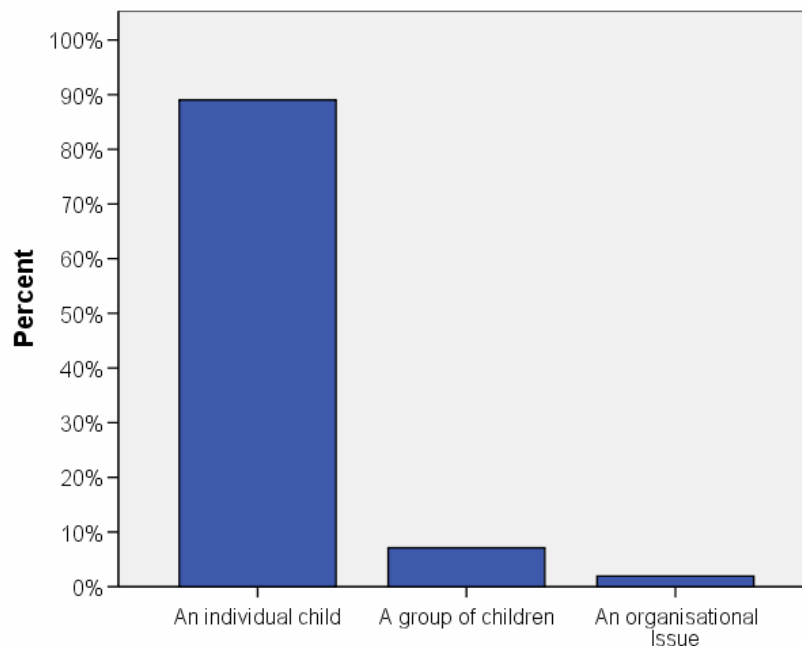
# **About the Consultation – (completed by Consultee)**

# What was the Consultation about?

**WEAK DATA:**  
Interpret with  
caution



All CORC N= 310



[Click here for table](#)

# Information behind “What was the Consultation about?”

All CORC

	No	Yes	Total
ALL CORC	Count	Count	Count
An individual child	34	276	310
A group of children	288	22	310
An organisational Issue	304	6	310

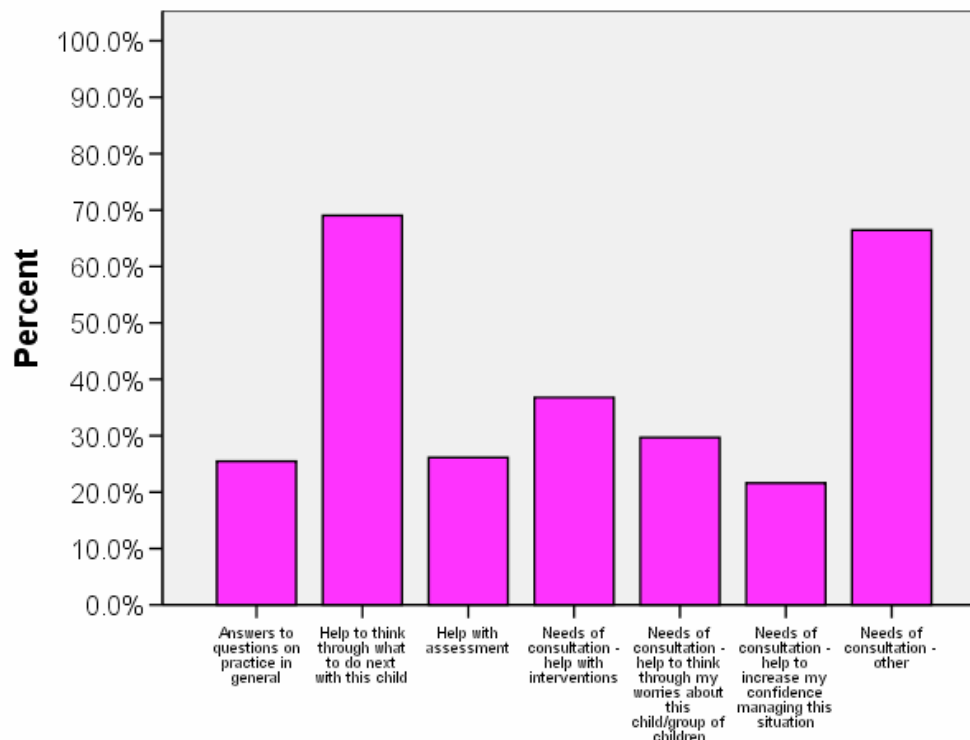
[Click Here to Go Back to Last Page Viewed](#)

# What did I want from this Consultation?

**WEAK DATA:**  
Interpret with  
caution



All CORC N=310



[Click here for table](#)

[Click here for table showing results of All CORC "Other"](#)

# Information behind “What did I want from this Consultation?”

## All CORC

ALL CORC	No		Yes		Total	
	Count	%	Count	%	Count	%
Answers to questions on practice in general	231	74.5%	79	25.5%	310	100.0%
Help to think through what to do next with this child	96	31.0%	214	69.0%	310	100.0%
Help with assessment	229	73.9%	81	26.1%	310	100.0%
Needs of consultation - help with interventions	196	63.2%	114	36.8%	310	100.0%
Needs of consultation - help to think through my worries about this child/group of children	218	70.3%	92	29.7%	310	100.0%
Needs of consultation - help to increase my confidence managing this situation	243	78.4%	67	21.6%	310	100.0%
Needs of consultation - other	104	33.5%	5	1.6%	310	100.0%

# Information behind “What did I want from this Consultation - Other” (for All CORC)

All CORC

ALL CORC	Count	Table N %
Needs of consultation - other (specified)		
A re-referral	1	.3%
Advice regarding supporting child in school as this had been a previous T2 case	1	.3%
Evidence from Health about needs(for statementing process)	1	.3%
Help to manage with option of referral	1	.3%
Help with referral	1	.3%
How to communicate all of the above and effectively with special needs client	1	.3%
Information gathering	1	.3%
Information Sharing	1	.3%
Managing my own feelings	1	.3%
other	1	.3%
parent support advice	1	.3%
Parenting Programme Management	1	.3%
Resources/information	1	.3%
Missing / Not Specified	297	95.8%

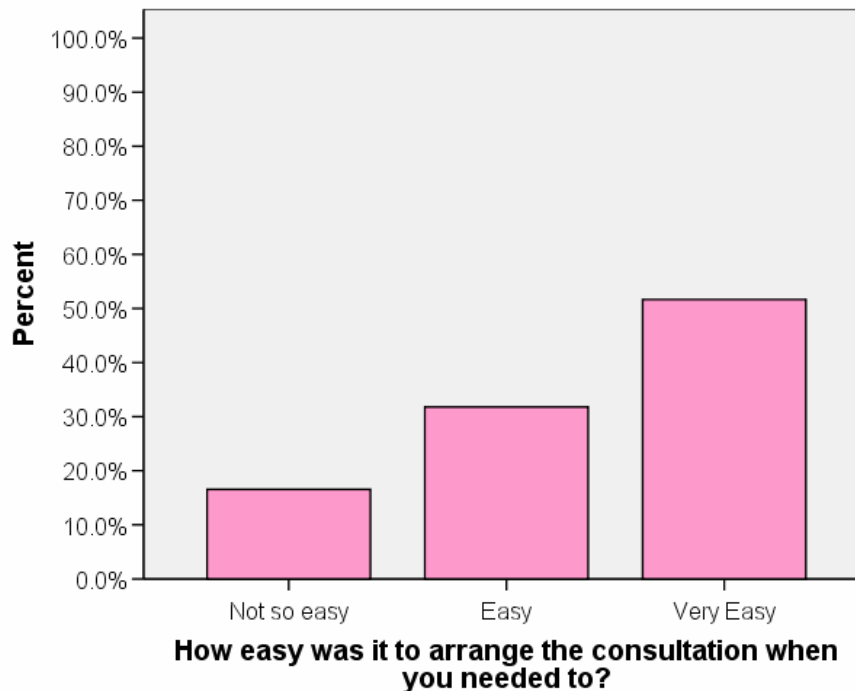
[Click Here to Go Back to Last Page Viewed](#)

# How easy was it to arrange the Consultation?

**WEAK DATA:**  
Interpret with  
caution



All CORC N=302



[Click here for table](#)

# Information behind “How easy was it to arrange the Consultation?”

All CORC

ALL CORC	How easy was it to arrange the consultation when you needed to?	
	Count	%
Not so easy	50	16.6%
Easy	96	31.8%
Very Easy	156	51.7%
Total	302	100.0%

[Click Here to Go Back to Last Page Viewed](#)



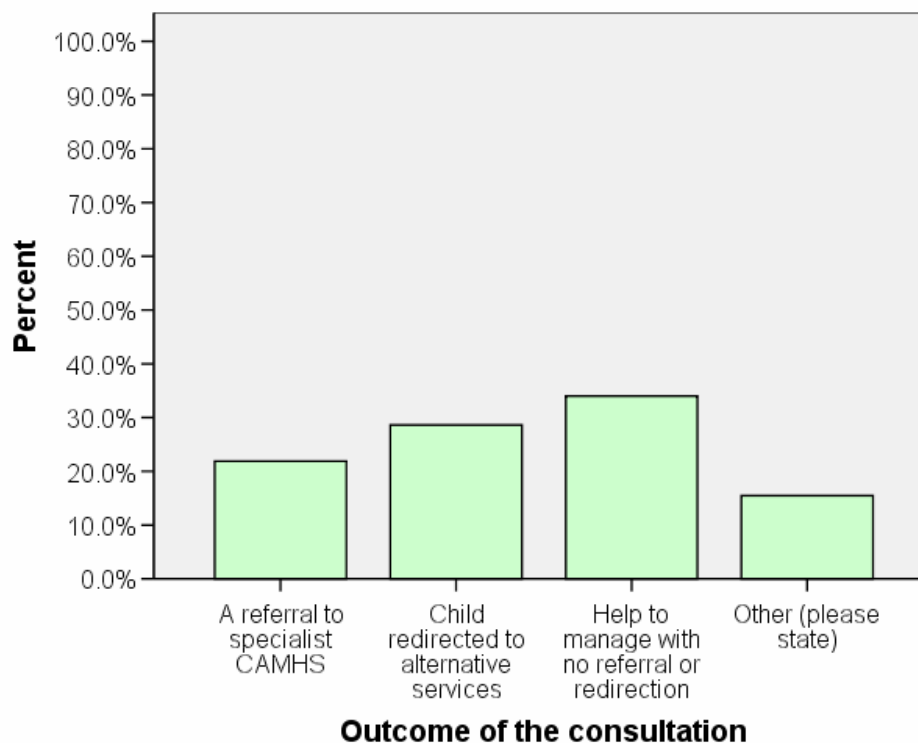
# **OUTCOMES of CONSULTATION (completed by the Consultee)**

# Outcome of the Consultation

**WEAK DATA:**  
Interpret with  
caution



All CORC N=297



[Click here for table](#)

[Click here for table showing results for "Other"](#)

# Information behind Outcome of the Consultation

## All CORC

ALL CORC	Outcome of the consultation	
	Count	%
A referral to specialist CAMHS	65	21.9%
Child redirected to alternative services	85	28.6%
Help to manage with no referral or redirection	101	34.0%
Other (please state)	46	15.5%
Total	297	100.0%

[Click here to go back to last page viewed](#)

# Information behind “Outcome of the Consultation”- Other

## All CORC

All CORC		Count
Other	A referral to specialist CAMHS	11
outcome of the consultation (previously not stated)	Redirected to alternative services	4
	Advise given regarding where to refer child	1
	More information needed	3
	Meeting with school and parents	2
	Arranged meeting/discussion with Other (inc doctor, PMHW)	9
	Advice Given	6
	Advice/Info with option of referral	14
	Ongoing assessment	4
	Sent referral form to school	1
	Meeting with parents	1
	Other	2
	Action Plan	2
	Total	60

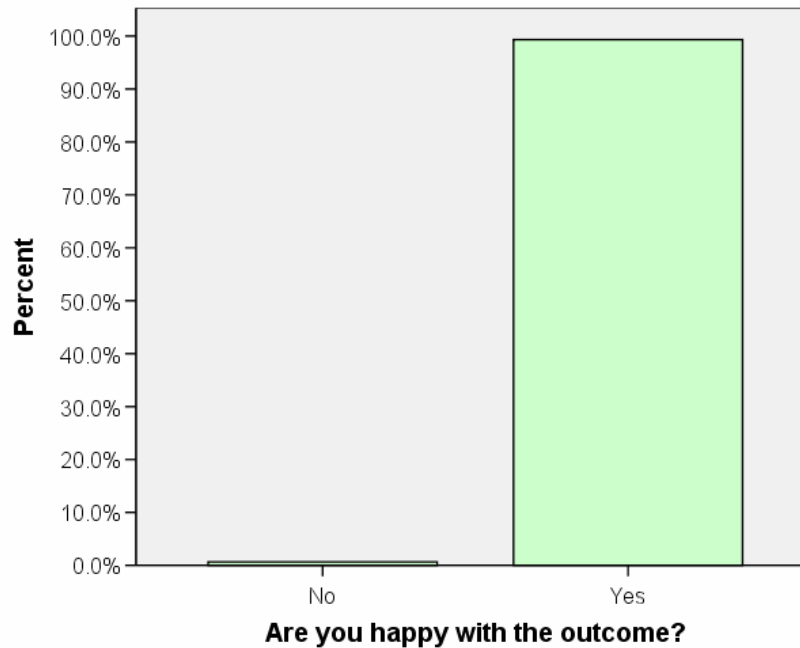
[Click Here to Go Back to Last Page Viewed](#)

# Are you happy with the outcome of the Consultation?



**WEAK DATA:**  
Interpret with  
caution

All CORC N=303



[Click here for table](#)

# Information behind “Are you happy with the outcome of the Consultation?”

All CORC

ALL CORC	Are you happy with the outcome?	
	Count	%
No	2	.7%
Yes	301	99.3%
Total	303	100.0%

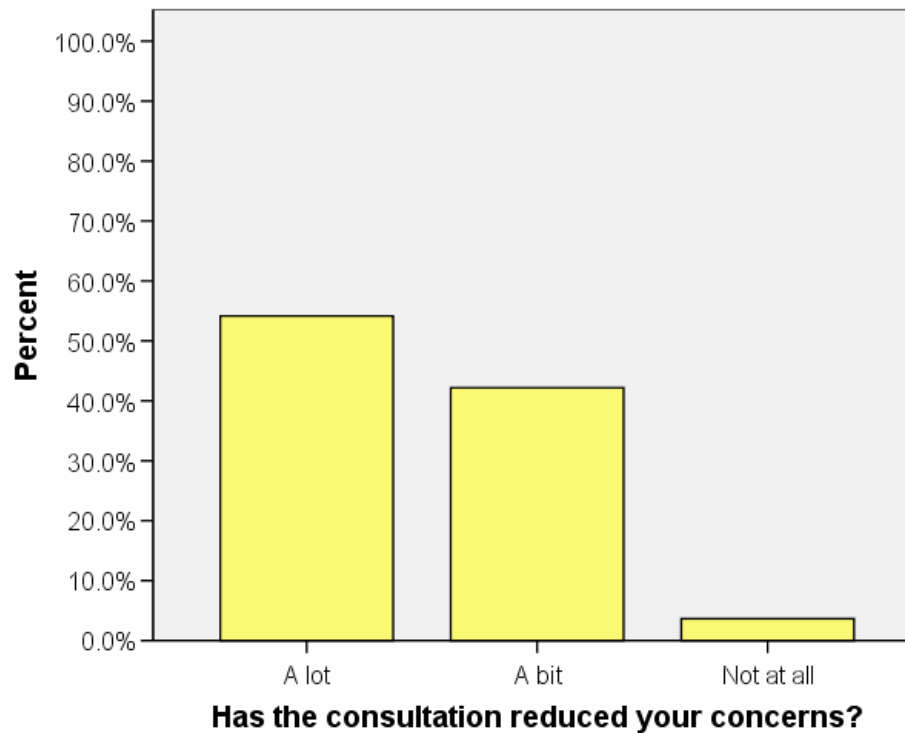
[Click Here to Go Back to Last Page Viewed](#)

# Has the Consultation reduced your concerns

**WEAK DATA:**  
Interpret with  
caution



All CORC N=301



[Click here for table](#)

# Information behind “Has the Consultation reduced your concerns”

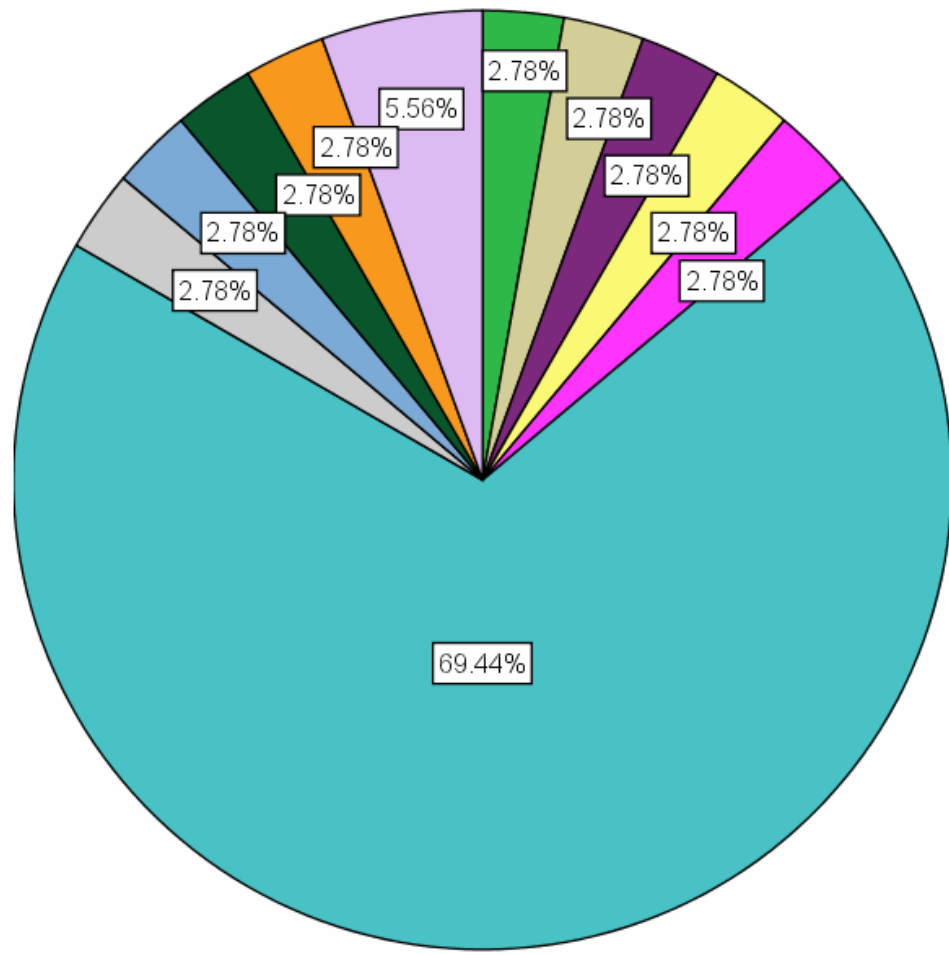
All CORC

ALL CORC	Has the consultation reduced your concerns?	
	Count	%
A lot	163	54.2%
A bit	127	42.2%
Not at all	11	3.7%
Total	301	100.0%

[Click Here to Go Back to Last Page Viewed](#)

# Comments – Improving Consultation

ALL CORC N=36  
(excluding missing data)



Comments is there anything that would improve the consultation service?

- Always get back to people the same day (as has previously affected consultations)
- For consultants to carry portable laptops carrying information on young people in care.
- Guidelines of how we can all work together would be great particular within schools
- If we could either have a specialist based here or coming once a week
- Leaflet about other agencies
- No
- Only not easy to arrange consultation as both parties work part time. Acknowledged there is a PMHW manning the consultation line everyday, but link with patch/known person was considered more important.
- Regular consultation sessions for connexion Pas.
- Regular consultation sessions with connexions workers
- The consultation was fine. The case was difficult to manage on what direction Local Authority can go.
- Useful to have prior knowledge of information on the child (ie reports, SEN assessments) prior to the consultation



**WEAK DATA:**  
Interpret with caution

[Click here for table](#)



# Breakdown of comments- improving Consultation

All CORC

ALL CORC		Count	Table N %
Comments is there anything that would improve the consultation service?	Always get back to people the same day (as has previously affected consultations)	1	.3%
	For consultants to carry portable laptops carrying information on young people in care.	1	.3%
	Guidelines of how we can all work together would be great particular within schools	1	.3%
	If we could either have a specialist based here or coming once a week	1	.3%
	Leaflet about other agencies	1	.3%
	No	25	8.1%
	Only not easy to arrange consultation as both parties work part time. Acknowledged there is a PMHW manning the consultation line everyday, but link with patch/known person was considered more important.	1	.3%
	Regular consultation sessions for connexion Pas.	1	.3%
	Regular consultation sessions with connexions workers	1	.3%
	The consultation was fine. The case was difficult to manage on what direction Local Authority can go.	1	.3%
	Useful to have prior knowledge of/information on the child (ie reports, SEN assessments) prior to the consultation	2	.6%
	Missing / Not Specified	274	88.4%
	Total	310	100.0%

[Click Here to Go](#)

[Back to Last Page Viewed](#)